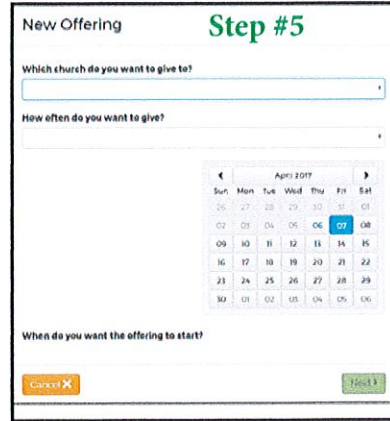


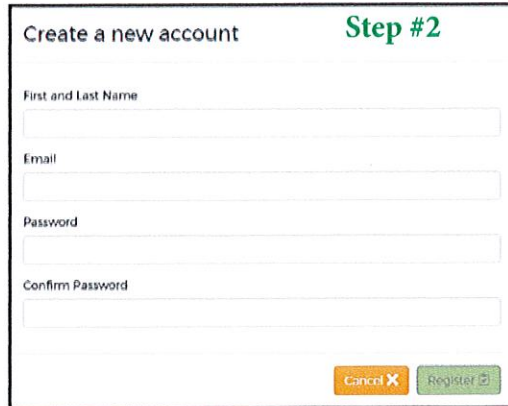
On your church's website, locate the "Donate Now" button, then follow these steps:



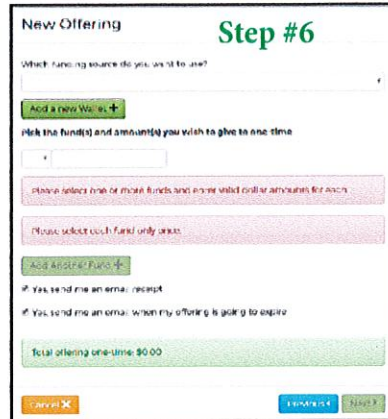
After clicking "Donate Now", you'll be taken to our church's myEoffering page. Simply click the "Register" button.



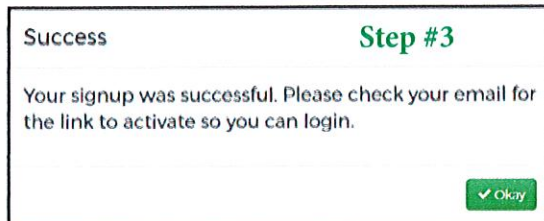
Select the church you want to give to, how often, and when you want to start. Then, Click "Next"



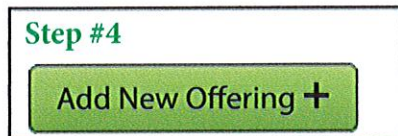
Fill in your contact information, e-mail address, and password and click the "Register" button.



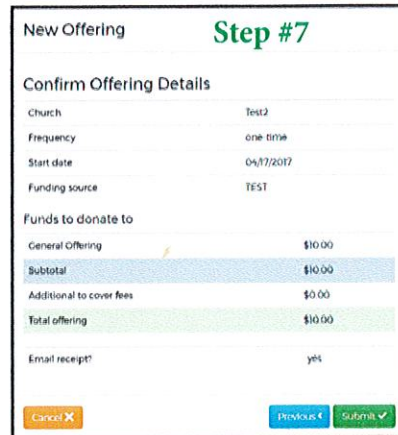
Choose the account you want to use to donate from, select the fund you wish to donate to, and the amount you want to give. Then click "Next."



You will receive an e-mail within a few minutes from myEoffering. Click that link



After you've logged in, it's as simple as clicking the "Add New Offering +" button



Confirm the details for accuracy and click "Submit." It's as easy as that!